

# Synchronisation of time–delay systems

Martin J. Bünner\* and Wolfram Just†

*Max-Planck Institute for Physics of Complex Systems, Nöthnitzer Straße 38, D-01187 Dresden, Germany*

(March 30, 1998)

We present the linear stability analysis of synchronised states in coupled time–delay systems. There exists a synchronisation threshold, for which we derive upper bounds, which does not depend on the delay time. We prove that at least for scalar time–delay systems synchronisation is achieved by transmitting a single scalar signal, even if the synchronised solution is given by a high–dimensional chaotic state with a large number of positive Lyapunov–exponents. The analytical results are compared with numerical simulations of two coupled Mackey–Glass equations.

PACS number: 05.45.+b, 02.30.Ks

The problem of synchronisation of dynamical systems is one of the classical fields in engineering science [1]. Recently, renewed interest in this field was stimulated in connection with the synchronisation of chaotic motion. Especially, the potential applicability for communication has attracted much research in recent years [2]. Yet, there are a lot of results available concerning the synchronisation of low–dimensional chaotic systems, theoretical as well as experimental [3]. Contrary, the synchronisation of high–dimensional chaotic systems with possibly a large number of positive Lyapunov–exponents remains open. From the point of view of numerical simulations the synchronisation of specific high–dimensional chaotic systems has been achieved [4], while to our best knowledge only very few general results are available (cf. [5]). For that reason we address in this paper the question of the synchronisation of coupled identical time–delay systems. We focus on time–delay systems, since on the one hand it is well established that these systems are prominent examples of high–dimensional chaotic motion with a large number of positive Lyapunov–exponents [6], and on the other hand synchronisation of Mackey–Glass type electronic oscillators has been reported from the experimental point of view [7].

Let us consider a fairly general theoretical model and investigate the stability problem of a synchronised state. For that purpose consider two identical arbitrary scalar time–delay systems with a symmetric coupling

$$\begin{aligned}\dot{x} &= F(x, x_\tau) - K(x - y) \quad , \\ \dot{y} &= F(y, y_\tau) - K(y - x) \quad ,\end{aligned}\tag{1}$$

where we adopt the notation  $x_\tau := x(t - \tau)$  to indicate the time–delayed variables. We specialise from the beginning to the frequently analysed case that the coupling is bi–directional and acts additive to the single dynamical system. However, we stress that the subsequent considerations apply with minor modifications to much more general situations, e. g. to vector–type variables, to systems with much more general delay terms, or to a non–additive coupling, as long as the coupling vanishes in the synchronised state  $x(t) \equiv y(t)$ . But we think, that the choice made in eq.(1) makes our arguments more transparent.

Let  $z$  denote the synchronised solution, i.e.  $\dot{z} = F(z, z_\tau)$ . Considering deviations from that state according to  $x = z + \delta x$ ,  $y = z + \delta y$  and performing a linear stability analysis, we obtain for the deviation  $\Delta := \delta y - \delta x$  from the synchronised state the linear differential–difference equation

$$\dot{\Delta} = \alpha(t)\Delta + \beta(t)\Delta_\tau \quad .\tag{2}$$

Here, the time–dependent coefficients are given in terms of the synchronised solution as  $\alpha(t) = \partial_1 F(z, z_\tau) - 2K$  and  $\beta(t) = \partial_2 F(z, z_\tau)$ , where the symbol  $\partial_{1/2}$  denotes the derivative with respect to the first/second argument. An inspection of eq.(2) might suggest that the synchronised solution is stable if  $\alpha(t)$  is ”sufficiently negative”, since the delay term can be neglected. Although the outcome of this superficial argument will turn out to be correct, our analysis will reveal that the delay term cannot be neglected at all. For that reason we are carrying out a rigorous stability analysis. Suppose the coefficients are bounded in the sense that  $\alpha(t) \leq -a < 0$  and  $|\beta(t)| \leq b$  holds for some fixed values  $a$  and  $b$ . Since the equation is linear, it is sufficient to analyse the solution with the special initial condition  $\Delta(0) = 1$ ,  $\Delta(t) \equiv 0, t < 0$ . The general case follows by a simple integration. There are different ways to estimate the stability of the trivial solution,  $\Delta(t) \equiv 0$ , of eq.(2). Here we use the fact that for scalar quantities a simple closed analytical formula for the solution can be written down. One just integrates the linear equation (2) in the time intervals  $[N\tau, (N+1)\tau]$  and considers the delay term as an inhomogeneous part. By this continuation method (cf. [8, p.45]) the full solution is obtained as

$$\begin{aligned}\Delta(t) &= e^{\int_0^t \alpha(t') dt'} + \int_\tau^t dt_1 \beta(t_1) e^{\int_{t_1}^t \alpha(\theta) d\theta} \\ &+ \int_{2\tau}^t dt_1 \int_{2\tau}^{t_1} dt_2 \beta(t_1) \beta(t_2 - \tau) e^{\int_{t_2}^t \alpha(\theta) d\theta} + \dots\end{aligned}$$

---

\*e–mail: buenner@mpipks-dresden.mpg.de

†e–mail: wolfram@arnold.fkp.physik.th-darmstadt.de

$$\begin{aligned}
& + \int_{N\tau}^t dt_1 \int_{N\tau}^{t_1} dt_2 \dots \int_{N\tau}^{t_{N-1}} dt_N \\
& \beta(t_1)\beta(t_2 - \tau) \dots \beta(t_N - (N-1)\tau) e^{\int_{I_N} \alpha(\theta) d\theta} \\
& \text{for } N\tau \leq t \leq (N+1)\tau \quad . \quad (3)
\end{aligned}$$

Here, the domains of integration for the exponents are given by  $I_k := [0, t]/([t_1, t_1 - \tau] \cup [t_2 - \tau, t_2 - 2\tau] \cup \dots \cup [t_k - (k-1)\tau, t_k - k\tau])$ . An upper bound for  $|\Delta(t)|$  is obtained, if the maximal values  $\alpha(t) = -a$  and  $\beta(t) = b$  are inserted into eq.(3). But then, the expression reduces to a solution  $\Gamma$  of the differential–difference equation with constant coefficients

$$\dot{\Gamma} = -a\Gamma + b\Gamma_\tau \quad . \quad (4)$$

Hence, a solution of eq.(4) yields an upper bond for  $|\Delta(t)|$ . But the last equation is easily solved by a Laplace transformation (cf. [8]) or loosely speaking by an exponential ansatz  $\Gamma(t) = e^{st}$ . Since the corresponding eigenvalues obey

$$s = -a + b \exp(-s\tau) \quad , \quad (5)$$

negative real parts, i. e. stability, occur if and only if  $a > b$ . This inequality yields an upper bond  $K_+$  for the critical coupling strength beyond which synchronisation is achieved. If we take the definitions of  $\alpha(t)$  and  $\beta(t)$  into account it reads explicitly

$$K_+ = 1/2[\max_t \partial_1 F(z, z_\tau) + \max_t |\partial_2 F(z, z_\tau)|] \quad . \quad (6)$$

We note as a by–product that eq.(4) may be viewed as a kind of Gronwall–like lemma [9] for the time–dependent equation (2).

Before we proceed let us comment on our estimate for the stability. It cannot be improved without taking details of the equation of motion (2) into account, since the estimate becomes exact for time independent coefficients. Of course, for concrete mathematical models of the type (1) one may succeed in deriving better estimates. Furthermore, our estimate (5) yields for large values of  $a$  the asymptotic behaviour  $s \simeq -\ln(a/b)/\tau + \mathcal{O}(1)$  for the dominant eigenvalue, which governs the transient behaviour. Hence one cannot neglect the delay term in general, even for sufficiently negative values of  $\alpha(t)$ . In that respect our estimate (6) is a nontrivial consequence of the delay dynamics. In fact, for several delay times the situation may become even more intricate, since the problem of stable operators [10] may become important.

In what follows, we compare our analytical result to numerical simulations. We specialise to the Mackey–Glass system, i. e.

$$F(x, x_\tau) = -x + \frac{Ax_\tau}{1 + x_\tau^{10}} \quad . \quad (7)$$

In order to investigate the properties of the synchronisation mechanism by numerical methods, we chose the

distance between trajectories as a suitable measure. For that reason the quantity

$$D_T(t) = \int_t^{t+T} |x(t') - y(t')| dt' \quad , \quad (8)$$

which of course depends on the range of averaging  $T$  and the point of reference  $t$  was analysed.

We used a Runge–Kutta algorithm of fourth order with step size 0.1. The simulation, which have been performed for the parameter value  $A = 3$ , starting with  $K = 0.35$ . A constant initial condition for  $x$  and  $y$ , which differs by an amount of  $10^{-3}$  has been chosen. The system was allowed to relax for a time  $t = 80\tau$ . After that, the distance  $D$  was integrated on a trajectory of the length  $T = 80\tau$ . For the next value of coupling strength  $K$  we again distorted the last state of the trajectory by adding an amount of  $10^{-3}$  to the  $y$ –coordinates and used it as initial condition. We performed the computation for increasing as well as decreasing coupling constant. Fig.1 summarises our findings.

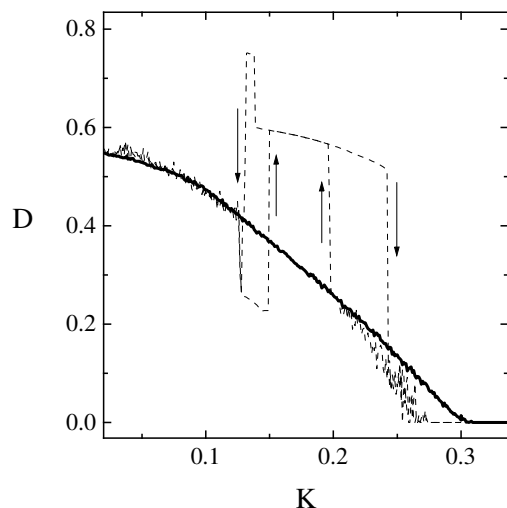


FIG. 1. Distance  $D$  for two coupled Mackey–Glass systems for  $\tau = 10$  (dashed line) and  $\tau = 100$  (solid line).

For  $\tau = 10$  we observe distinct jumps, indicating that the system switches between coexisting periodic states with a pronounced hysteresis. For  $\tau = 100$ , the overall behaviour of the system appears to be quite similar as for  $\tau = 10$ , except that no switching and no hysteresis is observed. Within the resolution of the graphics the same behaviour has already been observed for a smaller value  $\tau = 50$ . From the numerical simulations the synchronisation threshold is estimated as  $K_c(\tau = 10) \approx 0.24$ ,  $K_c(\tau = 100) \approx 0.28$ . If we evaluate our analytical estimate eqs.(6) and (7) using upper bounds for the derivatives we obtain values which differ by an order of magnitude but are independent of the delay time  $\tau$ ,  $K_+ = (81A/40 - 1)/2 = 2.53$ . Since we have applied a rather graceful rigorous estimate such a discrepancy is far from being astonishing.

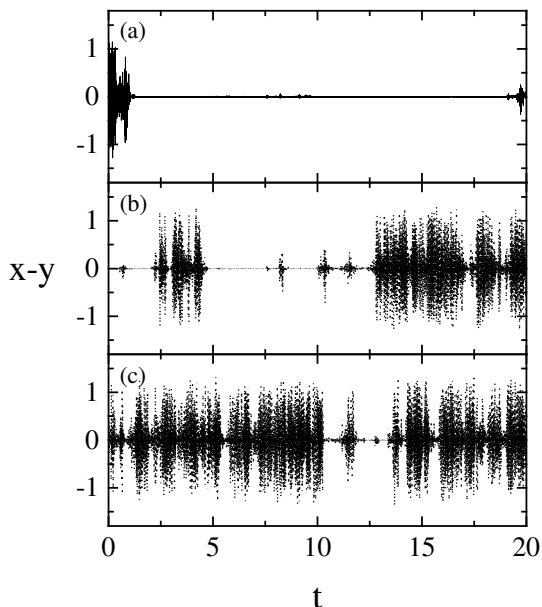


FIG. 2. Time series for  $\tau = 10$  and different values of the coupling (a)  $K = 0.2595$ , (b)  $K = 0.250$ , (c)  $K = 0.240$ .

In order to understand the dynamics in the vicinity of the synchronisation threshold, time traces of the difference  $x(t) - y(t)$  have been computed (cf. fig.2). Slightly below the synchronisation threshold  $K_c$  we observe an intermittent behaviour very similar to on-off intermittency [11]. Additionally, we investigated the distribution of laminar and turbulent phases under variation of the coupling strength  $K$  and the delay time  $\tau$ . To this end, the distance  $D_T(t)$  of the two systems in the phase space has been computed on a time series of length  $\tau 10^6$ . With the threshold value  $D_T \leq 0.10$  ( $D_T > 0.10$ ) the laminar (turbulent) phases have been recorded. In the vicinity of the critical coupling strength  $K_c$  we observe a power-law scaling with exponential cutoff for the distribution  $P_l$  of the laminar phases over a wide range,  $P_l \propto t^{-\alpha_l(\tau)}$ , where the exponent  $\alpha_l$  depends slightly on the delay time. In the low-dimensional chaotic case, for  $\tau = 10.0$ , we observe  $\alpha(10.0) = 1.50$  in agreement with the value predicted by the scenario of on-off intermittency. For increasing delay time, we observe a decreasing exponent:  $\alpha(30.0) = 1.41$ ,  $\alpha(50.0) = 1.38$ ,  $\alpha(100.0) = 1.27$ , indicating that there might be deviations from the simple on-off intermittency scenario (cf. fig. 3). Note that in the latter cases the dynamics is high-dimensional. From the estimation of the Lyapunov exponents of the synchronised solution we estimated the Kaplan-Yorke dimensions to be:  $D_{KY}(\tau = 30.0) \approx 26.5$ ,  $D_{KY}(\tau = 50.0) \approx 48.0$ ,  $D_{KY}(\tau = 100.0) \approx 96.0$ . Therefore the synchronisation transition corresponds to a high-dimensional chaos-chaos transition. Even the distribution of turbulent phases seems to follow a power law scaling in this  $\tau$ -region.

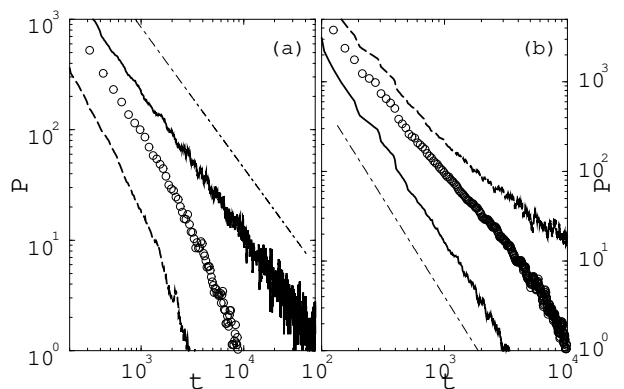


FIG. 3. (a) Distribution of laminar phases, (b) distribution of turbulent phases for  $\tau = 100$  and  $K = K_c = 0.28$  (solid line),  $K = 0.26$  (circles) and  $K = 0.24$  (dotted line). The dashed line indicates a shifted power-law fit with  $\alpha_l = 1.27$  and  $\alpha_t = 2.19$ .

At the moment we have no theoretical explanation at the hand for our findings in the case of large  $\tau$ , i. e. in the case of high-dimensional dynamics.

We conclude with a remark, how our results depend on noise or other imperfections which are present in realistic systems. In fact, in order to apply a concept like synchronisation such perturbations have to be small and we may assume a general linear dependence. Formally such contributions are introduced into eq.(1) by adding the two terms  $G(x, x_\tau)\xi$  and  $G(y, y_\tau)\eta$ , where  $\xi$  and  $\eta$  denote for example realisations of a noise. Considering the perturbations of the same order of magnitude like the deviation from the unperturbed synchronised state and proceeding as above we finally end up with

$$\dot{\Delta} = \alpha(t)\Delta + \beta(t)\Delta_\tau + G(z, z_\tau)(\eta - \xi) \quad , \quad (9)$$

which differs from eq.(2) just by an inhomogeneous contribution. The theory of linear difference-differential equations tells us [8] that eq.(9) inherits its stability properties from the corresponding homogeneous system (2) except that the perturbations cause fluctuations around the unperturbed synchronised state. Whenever the perturbations are so large, that contributions beyond the linear order have to be taken into account, one has to resort to different methods. One of these cases, which are also relevant from the experimental point of view, is given by the synchronisation of nearly-identical time-delay systems. Since, in this case, no strict synchronised solution  $x \equiv y$  exists, one has to rely on more general concepts, such as the generalised synchronisation [12].

In summary, we emphasise that an analytical upper bond for the solution of eq.(2) is obtained if one replaces the time dependency of the coefficients by their extreme values. One might get better estimates in special cases. In particular one might argue, that eq.(4) already determines the stability, if the time averages of the coefficients are inserted. This statement is in fact true if either the

coefficients are periodic functions of time with the delay  $\tau$  being an integer multiple of the period or, if the coefficients are almost constant (cf. [8, p.277]). Whether the general case can be treated by this refined estimate remains open. Nevertheless we have shown, that for sufficiently large coupling constant  $K$  the synchronised solution of eq.(1) becomes stable, whenever  $|\delta_{1/2}F(z, z_\tau)|$  are uniformly bounded. In particular the critical coupling strength remains bounded even in the limit of large delay times. i. e. it does not increase with the dimension of the attractor. In fact, our numerical simulations indicate only a weak dependence of the actual critical coupling strength on the delay time. Last but not least our approach clearly demonstrates that the success of the synchronisation is independent of the number of positive Lyapunov-exponents, even if our coupling uses one scalar variable only, illustrating the results of Stojanovski et al. [5].

We acknowledge discussions with U. Parlitz, K. Pyragas, and Th. Meyer, and the assistance of R. Hegger for the computation of the Lyapunov spectra.

*Equations*, Academic Press, London, 1963

- [9] J. Guckenheimer and P. Holmes, *Nonlinear Oscillations, Dynamical Systems, and Bifurcations of Vector Fields*, Springer, New York 1986
- [10] J. K. Hale and S. M. Verduyn Lunel, *Introduction to Functional Differential Equations*, Springer, New York 1993, pp.284
- [11] H. Fujisaka and T. Yamada, *Prog. Theor. Phys.* **74** 918 (1985); N. Platt, E. A. Spiegel, and C. Tresser, *Phys. Rev. Lett.* **70** 279 (1993)
- [12] L. Kocarev, and U. Parlitz, *Phys. Rev. Lett.* **76**, 1816 (1996); K. Pyragas, *Phys. Rev. E* **54**, R4508 (1996).
- 
- [1] I. Blekhan, P. S. Landa, and M. G. Rosenblum, *Appl. Mech. Rev.* **48**, 733 (1995).
- [2] K. Cuomo and A. V. Oppenheim, *Phys. Rev. Lett.* **71**, 65 (1993); G. Perez and H. A. Cerdeira, *Phys. Rev. Lett.* **74**, 1970 (1995); U. Parlitz, L. Kocarev, T. Stojanovski, and H. Preckel, *Phys. Rev. E* **53**, 4351 (1996).
- [3] H. Fujisaka, and T. Yamada, *Prog. Theor. Phys.* **69**, 32 (1983); L. M. Pecora and T. L. Carroll, *Phys. Rev. Lett.* **64**, 821 (1990); H. G. Winful, and L. Rahman, *Phys. Rev. Lett.* **65**, 1575 (1990); T. L. Carroll and L. M. Pecora, *IEEE Trans. Circuits Sys.* **38**, 453 (1991); L. O. Chua, L. Kocarev, K. Eckert, and M. Itoh, *Int. J. Bifurcation and Chaos* **2**, 705 (1992); R. Roy, and K. S. Thornburg, Jr., *Phys. Rev. Lett.* **72**, 2009 (1994).
- [4] J. H. Peng, E. J. Ding, M. Ding, and W. Yang, *Phys. Rev. Lett.* **76**, 904 (1996); L. Kocarev, and U. Parlitz, *Phys. Rev. Lett.* **77**, 2206 (1996); A. Tamasevicius, and A. Cenys, *Phys. Rev. E* **55**, 297 (1997); U. Parlitz, and L. Kocarev, *Int. J. of Bifurcation and Chaos* **7**, 407 (1997).
- [5] T. Stojanovski, U. Parlitz, L. Kocarev, and R. Harris, *Phys. Lett. A* **233**, 347 (1997).
- [6] J. D. Farmer, *Physica D* **4**, 366 (1982); K. Ikeda, and K. Matsumoto, *Physica D* **29**, 223 (1987); R. T. Arecchi, G. Giacomelli, A. Lapucci, and R. Meucci, *Phys. Rev. A* **43**, 4997 (1991); I. Fischer, O. Hess, W. Elsässer, and E. O. Göbel, *Phys. Rev. Lett.* **73**, 2188 (1994); Q. L. Williams, J. Garcia-Ojalvo, and R. Roy, *Phys. Rev. A* **55**, 2376 (1997).
- [7] A. Tamasevicius, talk given at the ANDM97-conference, July 7-11, San Diego.
- [8] R. Bellman, and K. L. Cooke, *Differential-Difference*